











1. In the past five years in your state has:

	Increased Substantially	Increased slightly	Stayed about the same	Decreased slightly	Decreased substantially	No opinion / Do not know	Rating Average	Response Count
... the number of open government violations?	15.2% (14)	30.4% (28)	33.7% (31)	5.4% (5)	0.0% (0)	15.2% (14)	3.65	92
... government officials' understanding and compliance with open government requests?	4.4% (4)	37.8% (34)	17.8% (16)	13.3% (12)	14.4% (13)	12.2% (11)	3.05	90
answered question								92
skipped question								1

2. If you have seen a POSITIVE change in government officials' understanding of and compliance with open government requests, to what do you primarily attribute the change? (Check all that apply. Skip this question and proceed to question #3 if the change you saw was negative.)

		Response Percent	Response Count
Increased awareness		58.1%	25
Increased interest in transparency		37.2%	16
Increased activism from citizens		51.2%	22
Increased assertiveness by media		51.2%	22
Other (please specify)		46.5%	20
		answered question	43
		skipped question	50

3. If you have seen a NEGATIVE change in government official's understanding of and compliance with open government requests, to what do you primarily attribute the change? (Check all that apply. Skip this question if you answered question #2.)

		Response Percent	Response Count
Decreased interest		17.9%	7
Decreased interest in transparency		51.3%	20
Less activism from citizens		23.1%	9
Less assertiveness by media		56.4%	22
Other (please specify)		30.8%	12
		answered question	39
		skipped question	54





4. Can you describe a circumstance from your area that illustrates how the open government landscape has changed?

	Response Count
	61
answered question	61
skipped question	32





5. In the past five years in your state has:

	Increased Substantially	Increased slightly	Stayed about the same	Decreased slightly	Decreased substantially	No opinion / Do not know	Rating Average	Response Count
... the number of open government lawsuits filed by newspapers or other news organizations?	4.8% (4)	9.6% (8)	20.5% (17)	28.9% (24)	24.1% (20)	12.0% (10)	2.34	83
							answered question	83
							skipped question	10

6. If you have seen an INCREASE in the number of open government lawsuits filed in your state by newspapers or other news organizations, to what do you primarily attribute the change? (Check all that apply. Skip this question and proceed to question #6 if the change you saw was a decrease.)

		Response Percent	Response Count
Frequent violations		20.0%	4
Increased interest in transparency		40.0%	8
More assertive news organizations		45.0%	9
Other (please specify)		45.0%	9
		answered question	20
		skipped question	73

7. If you have seen a DECREASE in the number of open government lawsuits filed in your state by newspapers or other news organizations, to what do you primarily attribute the change? (Check all that apply. Skip this question if you answered question #5.)

		Response Percent	Response Count
Lack of resources		89.4%	42
Decreased interest in open government / transparency		2.1%	1
Lack of media resolve / commitment		29.8%	14
Other (please specify)		17.0%	8
		answered question	47
		skipped question	46

8. In the past five years in your state has:

	Increased Substantially	Increased slightly	Stayed about the same	Decreased slightly	Decreased substantially	No opinion / Do not know	Rating Average	Response Count
... the number of open government lawsuits filed by individuals or other organizations besides news organizations?	13.1% (11)	29.8% (25)	27.4% (23)	6.0% (5)	0.0% (0)	23.8% (20)	3.66	84
answered question								84
skipped question								9




9. In the past five years in your state has:

	Increased substantially	Increased slightly	Stayed about the same	Decreased slightly	Decreased substantially	No opinion / Do not know	Rating Average	Response Count
... the number of open records requests made by professional journalists or news organizations?	13.1% (11)	22.6% (19)	32.1% (27)	10.7% (9)	3.6% (3)	17.9% (15)	3.38	84
... the number of open records requests made by private citizens or other non-media organizations?	23.7% (18)	30.3% (23)	18.4% (14)	1.3% (1)	0.0% (0)	26.3% (20)	4.04	76
answered question								84
skipped question								9




10. In the last five years has:

	Increased	Stayed the same	Decreased	No opinion / Do not know	Rating Average	Response Count
... citizen and media demands for more government openness, transparency and accountability?	57.1% (48)	28.6% (24)	8.3% (7)	6.0% (5)	2.52	84
answered question						84
skipped question						9






11. Does your organization have an FOI hotline that provides information, advice or legal assistance to citizens, journalists or other information seekers?

		Response Percent	Response Count
Yes		49.4%	41
No		43.4%	36
No opinion / Do not know		7.2%	6
answered question			83
skipped question			10





12. If you answered "no" to question #11, are you aware of a FOI hotline operated by anyone else in your state?

		Response Percent	Response Count
Yes		47.1%	16
No		47.1%	16
No opinion / Do not know		5.9%	2
answered question			34
skipped question			59

13. Who operates the FOI hotline in your state. (Check all that apply.)

		Response Percent	Response Count
My organization		47.8%	32
Another FOI group		17.9%	12
A bar association		1.5%	1
AG's office or other government entity		22.4%	15
Other (please specify)		41.8%	28
answered question			67
skipped question			26

**14. What best describes the maximum level of legal assistance offered by your state's hotline in most circumstances?
(Please choose only one):**

		Response Percent	Response Count
Direct representation in the form of counsel.		10.6%	7
Advice, guidance and information regarding access rights under the law.		75.8%	50
Referrals for legal counsel.		3.0%	2
Other (please specify)		10.6%	7
		answered question	66
		skipped question	27




15. How are hotline queries and responses handled? (Check all that apply.)

		Response Percent	Response Count
Email		74.6%	47
Website		27.0%	17
Telephone		84.1%	53
Other (please specify)		14.3%	9
answered question			63
skipped question			30







16. Regardless of who operates the hotline, or the method of contact:

	Excellent	Good	Fair	Subpar	Poor	N/A	Rating Average	Response Count
... how would you rate the FOI hotline's effectiveness?	35.7% (25)	40.0% (28)	14.3% (10)	0.0% (0)	0.0% (0)	10.0% (7)	4.24	70
answered question								70
skipped question								23







17. Is your coalition experiencing a decline in support because of financial problems with the media?

		Response Percent	Response Count
Yes		40.0%	30
No		34.7%	26
No opinion / Do not know		25.3%	19
		answered question	75
		skipped question	18

18. If YES, how are the media's financial problems having an effect on your organization. (Check all that apply.)

		Response Percent	Response Count
Decreased funding to spend on open government issues		83.3%	30
Decreased willingness to advocate vigorously		38.9%	14
Decreased willingness to sue		61.1%	22
Fewer journalists on staff making open records requests		52.8%	19
Fewer journalists on staff in general		69.4%	25
Less participation in your organization's efforts		52.8%	19
		answered question	36
		skipped question	57







19. In the past five years, has the membership of your coalition:

		Response Percent	Response Count
Increased substantially		6.8%	5
Increased slightly		21.9%	16
Stayed about the same		34.2%	25
Decreased slightly		13.7%	10
Decreased substantially		2.7%	2
No opinion / Do not know		20.5%	15
answered question			73
skipped question			20

20. In your opinion:






	Very Useful	Somewhat useful	Not very useful	Do not know / No opinion	Rating Average	Response Count
... a war chest that provided financial assistance to would-be litigants for meritorious FOI or open meeting lawsuits would be?	79.2% (61)	15.6% (12)	1.3% (1)	3.9% (3)	2.81	77
answered question						77
skipped question						16














21. Please choose the choice below that best describes your level of familiarity with the Knight FOI Fund, administered by NFOIC to help pay for court costs, filing fees and other expenses associated with lawsuits over nondisclosure or meeting access. (Choose only one. Select "Other" if none of the choices provided are accurate or adequately descriptive.)

		Response Percent	Response Count
The Knight Fund allowed our coalition or someone in our state to bring a case that might not have otherwise been possible.		10.3%	8
Our coalition or someone in our has state applied for a Knight Fund grant, but was unsuccessful.		5.1%	4
I am familiar with the Knight Fund. I have never used or recommended it, but I might in the future.		46.2%	36
I am familiar with the Knight Fund. I have never had an occasion to use or recommend it, and I do not anticipate doing so.		6.4%	5
I was not aware that the Knight Fund or anything like it existed.		26.9%	21
Other (please specify)		5.1%	4
		answered question	78
		skipped question	15






22. In which state is your coalition or member organization located?

		Response Percent	Response Count
AL	<input type="checkbox"/>	2.7%	2
AK	<input type="checkbox"/>	2.7%	2
AZ	<input type="checkbox"/>	2.7%	2
AR	<input type="checkbox"/>	4.0%	3
CA	<input type="checkbox"/>	4.0%	3
CO	<input type="checkbox"/>	4.0%	3
CT	<input type="checkbox"/>	1.3%	1
DE	<input type="checkbox"/>	2.7%	2
DC	<input type="checkbox"/>	2.7%	2
FL	<input type="checkbox"/>	4.0%	3
GA	<input type="checkbox"/>	1.3%	1
HI	<input type="checkbox"/>	1.3%	1
ID	<input type="checkbox"/>	1.3%	1
IL	<input type="checkbox"/>	1.3%	1
IN	<input type="checkbox"/>	2.7%	2
IA	<input type="checkbox"/>	2.7%	2

KS		0.0%	0
KY		1.3%	1
LA		5.3%	4
ME		2.7%	2
MD		1.3%	1
MA		1.3%	1
MI		2.7%	2
MN		1.3%	1
MS		0.0%	0
MO		2.7%	2
MT		1.3%	1
NE		0.0%	0
NV		0.0%	0
NH		0.0%	0
NJ		4.0%	3
NM		2.7%	2
NY		1.3%	1
NC		1.3%	1
ND		0.0%	0

OH		2.7%	2
OK		2.7%	2
OR		1.3%	1
PA		6.7%	5
RI		0.0%	0
SC		1.3%	1
SD		1.3%	1
TN		4.0%	3
TX		1.3%	1
UT		1.3%	1
VT		0.0%	0
VA		1.3%	1
WA		2.7%	2
WV		0.0%	0
WI		1.3%	1
WY		1.3%	1
answered question			75
skipped question			18

23. What is your title? Please select the most relevant option.

		Response Percent	Response Count
State coalition member		9.3%	7
State coalition board member		17.3%	13
State coalition Director / Executive Director		26.7%	20
MLRC Defense Counsel Section		25.3%	19
Other (please specify)		21.3%	16
		answered question	75
		skipped question	18